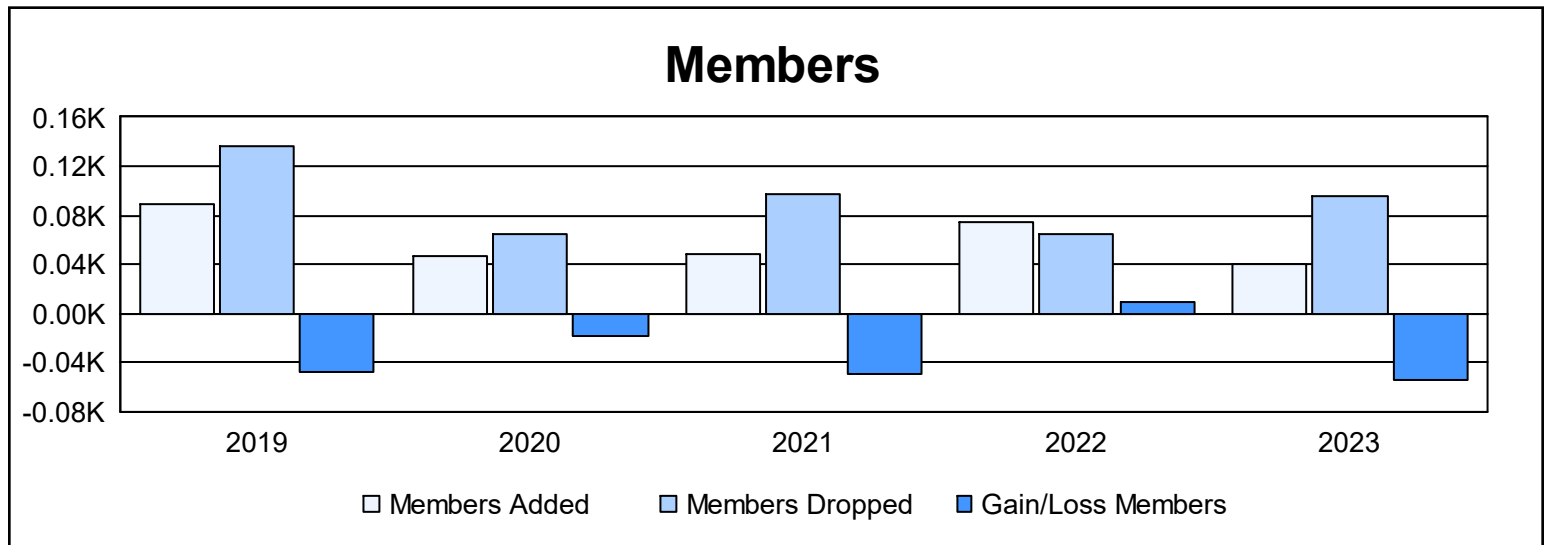
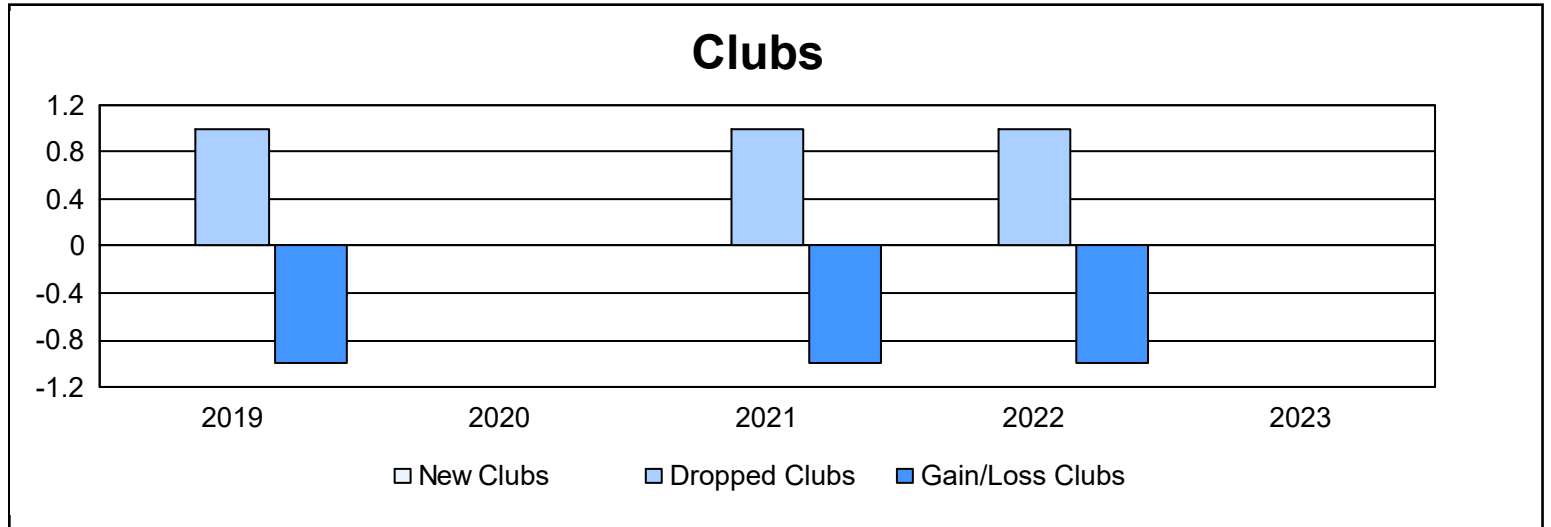
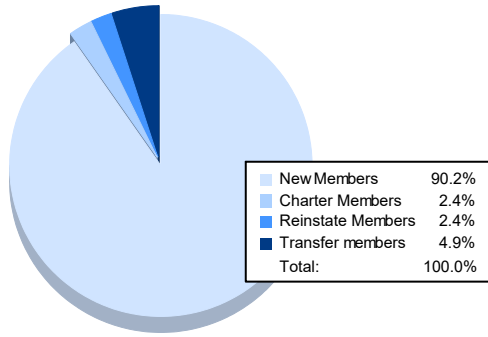


| Year | New Clubs | Dropped Clubs | Gain/ Loss Clubs | New Members | Charter Members | Reinstate Members | Transfer Members | Total Member Added | Total Members Dropped | Gain/ Loss Members |
|----------------|-----------|---------------|------------------|-------------|-----------------|-------------------|------------------|--------------------|-----------------------|--------------------|
| 2018-2019 | 0 | 1 | -1 | 81 | 0 | 2 | 6 | 89 | 136 | -47 |
| 2019-2020 | 0 | 0 | 0 | 37 | 0 | 5 | 5 | 47 | 65 | -18 |
| 2020-2021 | 0 | 1 | -1 | 42 | 1 | 5 | 1 | 49 | 98 | -49 |
| 2021-2022 | 0 | 1 | -1 | 69 | 0 | 0 | 5 | 74 | 65 | 9 |
| 2022-2023 | 0 | 0 | 0 | 37 | 1 | 1 | 2 | 41 | 95 | -54 |
| Average | 0 | 1 | -1 | 53 | 0 | 3 | 4 | 60 | 92 | -32 |



Membership Composition June 2023 Cumulative



Gender Composition June 2023 Cumulative

